



**CABINET FOR HEALTH AND FAMILY SERVICES**  
**Department for Community Based Services**  
**Division of Child Care**

**Andy Beshear**  
Governor

275 East Main Street, 3C-F  
Frankfort, KY 40621  
Phone: 502-564-2524  
Fax: 502-564-3464  
[www.chfs.ky.gov/agencies/dcbs](http://www.chfs.ky.gov/agencies/dcbs)

**Steven Stack, MD**  
Secretary

**Lesa Dennis**  
Commissioner

**Employee Child Care Assistance Partnership (ECCAP) Status Report**  
**June 2025**

**Executive Summary**


KRS 199.881 enacted in 2022 required the Cabinet for Health and Family Services (cabinet) to establish and administer the Employee Child Care Assistance Partnership (ECCAP). The legislation directed the cabinet to support Kentucky families by incentivizing employers to contribute to the child care costs of their employees. ECCAP was initially designated as a pilot program.

The Department for Community Based Services (DCBS/department), Division of Child Care (DCC), led the implementation effort for the cabinet and fully administers the ECCAP. An appropriation of \$2 million was made to the program in the executive branch biennial budget.

**Statistics**

KRS 199.883(11) requires the cabinet to report the following information to the Legislative Research Commission on a biannual basis:

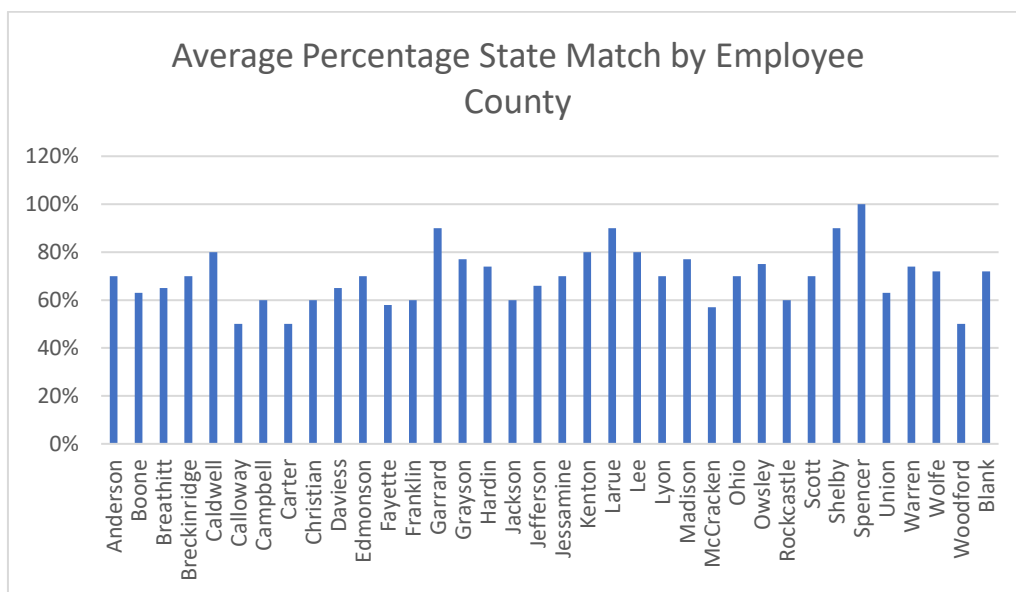
- *Any appropriation made in the past fiscal year to the fund.* The 2024 executive branch budget bill, appropriated \$2 million each fiscal year to continue supporting the ECCAP in State Fiscal Year (SFY) 2025 and SFY 2026.
- *The total number of standardized contracts submitted by employers.* DCC has received 212 applications (contracts) for the current fiscal year (+27%). Of those that were approved, 108 families (+21%) and 150 children (+11%) benefitted from participation in ECCAP.



- *The total amount of state matches paid out of the fund by the cabinet.* This state fiscal year, \$232,838 has been provided in state match. This is an increase of 148% from last year.
- *The breakdown of the state matches paid by county.* The state match amount ranges from \$0 to \$1,300. The average match is \$198.80, and the median match is \$145.84. It is difficult to determine state match per county because the county in which the employer operates, the county in which the employee lives, and the county in which the child receives child care service can all be different. The charts below provide equally as important information about the State Match. There has been no significant change in these percentage from last year.

State Match Amount	
\$0.01 - \$100	22.8%
\$100.01- \$150	23.4%
\$150.01 - \$200	19.1%
\$200.01 - \$300	15.6%
\$300.01 - \$400	10.6%
\$400.01 - \$500	3.5%
Over \$500.01	4.9%

State Match Percentage	
50%	29.7%
60%	12.7%
70%	19.1%
80%	18.4%
90%	13.4%
100%	6.3%



- Information on the size, geographical location, and industry type of employers who participated in the program. \*Small business is defined as a business with fewer than fifty (50) employees who are individually contracted to work more than thirty-five (35) hours per week (KRS 199.882(9)).

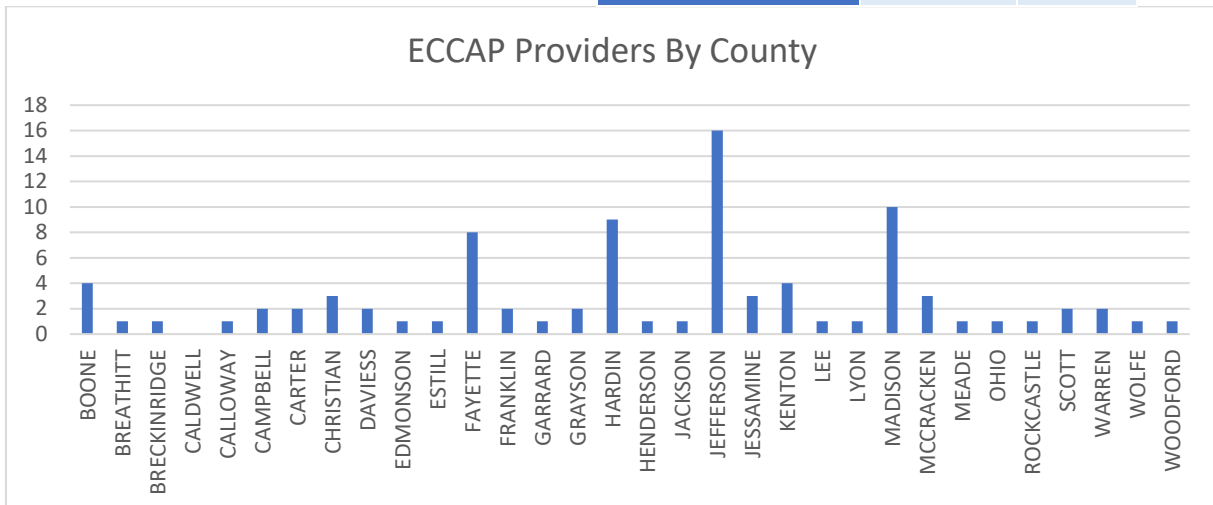
Small Business		Employer Contributes at least 30%	
Yes	33.7%	Yes	46.6%
No	66.3%	No	53.4%

Employer Type	
Administrative	20.4%
Customer/Food Service	1.9%
Healthcare	19.9%
Industry/Manufacturing	0.9%
Information Technology	1.4%
Other	55.4%

- The number, license type, quality rating, and geographical distribution of participating child care providers.

Provider Type	Number
Certified	0
Licensed Type I	210
Licensed Type II	0
Total	210

All STARS Level	Number	
Level 0	6	2.8%
Level 1	114	54.2%
Level 2	17	8%
Level 3	30	14.2%
Level 4	25	11.9%
Level 5	18	8.5%



- The average cost for services charged by child-care providers participating in the program and information on how these costs have increased or decreased during the most recent reporting period and previous reporting periods. The cost of care ranges from \$204.59 to \$1,309.96. The average cost of care is \$1,237.88, and the median cost is \$952.60.

- *The number of contracts not approved by the cabinet.* 68 contracts (+45%) were not approved by the cabinet for the following reasons:
  - 8 employees were eligible for the Child Care Assistance Program (CCAP).
  - 60 applications were not completed and had insufficient information.
- *The demographic information of employees participating in the program.*

Family Size	Percentage
2	3.5%
3	36.1%
4	40.4%
5	17.0%
6	2.1%
7	0.7%

Family Gross Monthly Income	Percentage
Under \$4000	0.0%
\$4000 - \$6000	3.5%
\$6000.01 - \$8000	12.0%
\$8000.01 - \$10,000	21.9%
\$10,000.01 - \$12,000	29.0%
\$12,000.01 - \$14,000	15.6%
Over \$14,000	17.7%

